




II: KEV PAUB HAIS, NYEEM, THIAB SAU OB HOM LUS

 <p>1</p>	<p>Lub Rooj Kawm Kev Qhia Ob Hom Lus Rau Tsev Neeg</p>  <p>2</p> <p>USDE Grant: Dual Language and Immersion Pathways to English Learner Success</p>
<p>Qhia Txog Koj Tus Kheej </p> <ul style="list-style-type: none">• Qhia koj lub npe• Muaj pes tsawg tus me nyuam thiab lawv hnuv nyoog li cas• Cov me nyuam lub tsev kawm ntawv• Hom lus koj tsev neeg siv/hais tom tsev• Yog vim li cas koj thiaj tuaj koom hmo no <p>4</p>	<p>Lub Rooj Kawm Cov Ntsiab Lus</p> <ol style="list-style-type: none">1. Qhov Chiv Ntawm Kev Kawm Ob Hom Lus2. Kev Paub Hais, Nyeem, thiab Sau Ob Hom Lus3. Kev Nyuab Los Ntawm Kev Kawm Ob Hom Lus4. Kev Npaj Kawm Ntawv Qib Siab thiab Ua Hauj Lwm <p>4</p>



Lub Hom Phiaj Hnub No

Kuv tau taub

- Txoj kev kawm kom paub ob hom lus zoo li cas thiab txoj kev taug ib ntu zuj zus kawm kom paub hais, sau, thiab nyeem ob hom zoo li cas;
- Txoj kev kawm kom paub ob hom lus, sau, thiab nyeem tau ob hom ntawv hauv chav kawm ob hom lus qhia zoo li cas.

5

Lub ntsiab #1

Txoj kev kawm kom paub ob hom lus zoo li cas thiab txoj kev taug ib ntu zuj zus kawm kom paub hais, sau, thiab nyeem ob hom zoo li cas.

6

Kev Kawm Ob Hom Lus Yog Li Cas?



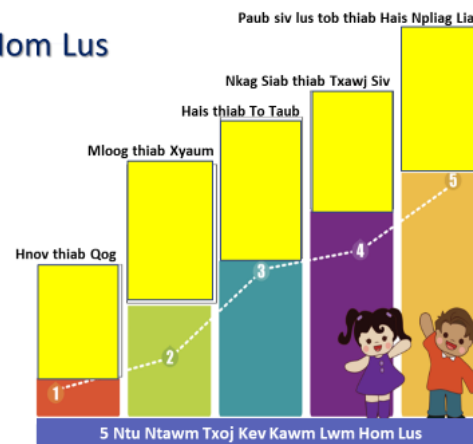
Paub Ob Hom Lus = txawj hais thiab to taub ob hom lus tib yam nkaus.



7

Nej ib txhia tuaj hmo no paub ob hom lus, nej los yeej xav kom nej cov me nyuam paub ib yam li nej thiab. Nej ib co los kuj xav kom nej tus me nyuam paub lwm hom lus uas nej tsis muaj lub cib fim tau los kawm. Nej sawv daws yeej pom hais tias kev paub lwm hom lus ntxiv muaj nqis npaum li cas, qhov nov peb yuav pom nyob rau hauv daim yeej yam kiab no.

Kev Paub Ob Hom Lus



[Mi Chu Chu Tren, n.d., adapted from Krashen & Terrell, 1983]

8

Yog li, kev paub ob hom lus zoo li cas rau li cas? Nov yog 5 kab lus (muab qhia rau sawv daws kom lawv pom seb zoo li cas) uas qhia txog ib ntu zuj zus txog txoj kev kawm ob hom lus twg los yog paub ob hom lus twg. Nyob rau ntawm nej lub rooj, siv seb nej sawv daws puas yuav muab tau cov ntu kawm lus no los teeb kom yog yog ib them rau ib them thaum pib mus txog rau ntu 5.





Txhua txhua tus neeg kawm lwm hom lus yuav tau taug los sis mus kom dhau 5 ntu kev kawm no. Tiam sis ib tug neeg twg, nyias txawv nyias ces tej tus neeg yuav siv sij hawm ntej me ntsis mas li mus txog ntu kawg los ntu paub hom lus zoo zoo ib yam li nws hom lus. Muaj ib co kev los cuam tshuam rau tej tus neeg nws txoj kev kawm lus. Ib co kev cuam tshuam no yog.

- Muaj kev kawm txog hom lus kawm ntawd. Kev kawm nyob rau hauv chav kawm ob hom lus yuav pab txhawb koj tus me nyuam mus rau txoj kev paub ob hom lus.

- Koj tsev neeg koj zoo li cas. Yog hais tias koj hom lus yog hom lus koj muaj me tub me nyuam nyob rau hauv chav kawm ob hom lus (xws li kawm Hmoob), koj tus me nyuam yuav muaj siab hais hom lus nws kawm ntawd nyob tom vaj tom tsev los sis tom tsev kawm ntawv. Tsis tag li, koj tus me nyuam los yuav muaj ntau lub sij hawm los siv hom lus nws kawm ntawd nrog nws cov neeg txheeb ze thiab cov neeg nyob hauv zej hauv zos.
- Muaj caij nyoog los siv hom lus kawm. Peb sawv daws yeej paub zoo hais tias kev paub ib hom lus zoo mas yog tau siv hom lus tag mus li mas tus me nyuam thiaj yuav paub. Yog li peb ua niam ua txiv peb yuav tau rhiav caij rhiav nyoog pub rau tus me nyuam xyaum hom lus kawm ntawd nrog coob leej coob tus tsis hais rau tus me nyuam ua xub hais lus Askiv los yog xub hais lus Hmoob. Txoj kev xyaum lus no tsis hais yog nrog ib tug neeg tham tim ntsej tim muag kiag los yog saib yeeb yaj kiab, ua kev lom zem hauv internet, mus ncig kawm txog hom lus ntawm keeb kwm, los yog mus ncig teb chaw. Muaj ntau txoj kev rau yus ua niam ua txiv rhiav lub caij lub nyoog rau tus me nyuam siv hom lus nws kawm.
- Qhia qhov zoo ib yam thiab qhov txawv ntawm ob hom lus. Li lus Askiv thiab lus Mev muaj ntau cov lus muaj ntsis zoo ib yam xws li- family/familia, television/televisión – lus Askiv thiab lus Hmoob tsis muaj. Yog li cov me nyuamuas xub paub lus Mev yuav kawm lus Askiv yooj yim zog los sai dua cov me nyuam uas xub paub lus Hmoob vim lus Mev thiab lus Askiv muaj ntsis sib xws. Qhov ntawm yeej muaj tseeb rau cov me nyuam Askiv kawm lus Mev thiab.



<p style="text-align: center;">Lus Tham Pem Piv Lus Siv Hauv Ntaub Ntawv</p> <div style="display: flex; justify-content: space-around;"> <div style="text-align: center;">  <p>Lus Tham Pem</p> <ul style="list-style-type: none"> ○ Lus sib tham, yooj yim, cov lus tham mus tham los ○ Lus tham thaum ua si, tham pem nrog lwm tus neeg </div> <div style="text-align: center;">  <p>Lus Siv Nyob Hauv Ntaub Ntawv</p> <ul style="list-style-type: none"> ○ Lus siv hauv ntaub ntawv thiab hauv tsev kawm ntawv ○ Tseem ceeb siv rau kev kawm ntawv thiab kev ua hauv lwm </div> </div> <p>● Rau cov me nyuam Mev thiab me nyuam Hmong- cov lus sib tham pem yuav pib nyob tom vaj tom tsev. Nyob tom tsev kawm ntawv, cov lus sib tham yuav siv thaum lawv noj sus, ua si, thiab caij bus. Hos cov me nyuam hais lus Askiv xwb, lawv kawm cov lus tham pem nyuam duas thiab laib qhia ib yam li cov lus siv nyob hauv ntaub ntawv.</p>	<ul style="list-style-type: none"> ● Cov lus siv hauv ntaub ntawv yog cov lus muab koj los qhia hauv tsev kawm ntawv thiab nyob hauv cov ntawv nyeem. Thaum siv cov lus hauv ntaub ntawv yuav tau siv cov lus no, “vim li ntawm”, “tiam sis”, “yog li ntawm” thiab cov lus uas yeej siv los qhia lub ntsiab kawm nkaus nkaus xwb (content) piv li leeb thiab keeb txuj (science). ● Cov lus siv hauv ntaub ntawv tseem ceeb heev rau tus me nyuam txoj kev kawm kom mus tau zoo nyob hauv tsev kawm ntawv thiab thaum mus ua txoj hauj lwm nyob rau lub ntiaj teb no. Kev yuav paub cov lus siv hauv ntaub ntawv yuav siv li 5-7 xyoo kawm. Vim li no thiaj li tseem ceeb heev rau tus me nyuam kawm Ob Hom Lus nyob hauv chav no kawm mus ntxiv zuj zus rau qib nrab thiab qib loj lo sis kawm ntxiv lawm pem suab.
<div style="display: flex; justify-content: space-around;"> <div style="text-align: center;"> <p>Lus Tham Pem</p> <ol style="list-style-type: none"> 1. Tsis muaj nag es tej qoob loo tuag tag lawm. 2. Cov neeg tsis muaj dab tsi noj es lawv thiaj tuag coob coob. 3. Cov tub rog tau txais lub kib vim tias lawv muaj peev xwm heev. 4. Tus kab hloov mus ua tus npauj npaim tshiab. </div> <div style="text-align: center;"> <p>Lus Siv Nyob Ntaub Ntawv</p> </div> </div>	<p>Thaum tseem pib kawm xwb, cov lus qhia rau cov me nyuam ces yog cov lus tham pem. Cov me nyuam xub pib tham txog lawv tus kheej, lawv tsev neeg, lawv tus tsiaj yug thiab cov lus qhia rau leeb thiab keeb txuj los yooj yooj yim. Thaum tus me nyuam kawm mus ntxiv, lub ntsiab kev kawm pib nyuaj zus zuj thiab cov lus qhia yuav yog cov lus sau nyob hauv ntaub ntawv. Qhov no yog ib co lus piv xws txog ntawm ob yam lus.</p>



Lus Tham Pem + Lus Siv Nyob Hauv Ntaub Ntawv = Kev Paub Hais

Ob pab tub ntxhais no yuav tau rau siab thiab mob siab kawm heev rau txoj kev kawm lus no kom mus zoo ib yam!

12

Rov xav dua txoj kev koj twb kawm tag los lawm txog 5 ntu thiab kev kawm ob hom lus – lus tham pem thiab lus siv nyob hauv ntaub ntawv uas cov tub ntxhais yuav tsum paub thiab hais tau hais tias nws yog tus neeg paub ob hom lus.

Koj tus me nyuam poob rau qhov twg ntawm daim duab no?

13

Kev Paub Nyeem Thiab Sau Ob Hom Lus Yog Li Cas?

Biliteracy = paub sau thiab nyeem ob hom lus.

14

Kawm Nyeem Thiab Sau Ob Hom Lus

Ob Sab Ntawm Thooj Daus Ntab Kev Kawm Ob Hom Lus

Sab paub txog yam lus 1 (nyuj) and Sab paub txog yam lus 2 (cow) overlap at the bottom. The intersection is labeled 'Qhov zoo ib yam ntawm cov lus'.

(Cummins, 1980)

15

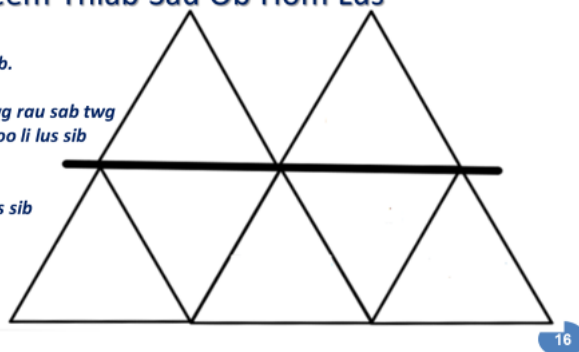
Yuav kom peb tau taub kev paub Ob Hom Lus zoo, peb yuav tau muab Thooj Pob Daus nyob hauv hiav txwv los ua piv txwv qhia txog kev paub Ob Hom Lus zoo zoo. Nws zoo li cas. Peb paub thiab ntsia lub thooj pob daus- nws muaj ob sab. Ib sab nyob saum plaim dej ho ib sab nyob ruab deg. Sab nyob ruab deg loj tshaj thooj pob daus saum plaim dej. Thooj pob daus piv txwv no qhia tau hais tias qhov paub thiab txawj ntawv kev kawm lus zoo tshaj yog nyob sab hauv ruab deg. Hos sab saum thooj pob daus yog qhov neeg pom thiab paub txog cov lus kawm zoo li cas ntawm ob hom lus. Ntawm nov qhia tias ob hom lus sib txawv li cas. Piv txwv lo lus “cow” tsis siv rau lwm haiv neeg cov lus tiam sis lub tswv yim ces yog hais tias yog

tus tsiaj tib yam nkaus. Qhov nov ces yog ib lub tswv yim coj mus siv tau thaum yus nyeem ntawv. Tus me nyuam mev paub hais tias vaca yog nyuj, ces tsis tas lawv tseem yuav mus kawm tias “cow” yog dab tsi lawm. Cov me nyuam yuav tau siv ntau lub tswv yim uas lawv tau kawm ntawv ib hom lus ces coj mus siv rau hom lus tshiab lawv kawm. Yog yus paub thiab tau taub lub ntsiab lus kawm lawm ces coj mus siv pab rau yam lus tshiab yus tseem tam tom kawm.

Yog li, txawm ob lo lus nyob sab saud tsis zoo ib yam thiab nyias muaj nyias lawm los, lub ntsiab yog tib qho ces pab ua rau nws paub thiab nkag siab rau los lus hais tias yog ib yam. Qhov no siv tau rau thaum kawm txog ib yam dab tsi, piv xwv rau yus tus keej los yog txoj kev xav ntawm tus keej lub tswj yim. Txoj kev kawm no siv tau thaum nyeem ntawv ib yam. Cov tub ntxhais yuav tau kawm nyeem lo lus vaca los yog nyuj tiam sis lawv tsis tas paub hais tias nyuj yog dab tsi vim hais tias lawv twb paub nyuj yog dab tsis lawm.

Kawm Nyeem Thiab Sau Ob Hom Lus

1. Siv dua los pab.
2. Cov cais hom
3. Nyeem sab twg rau sab twg
4. Nyeem kom zoo li lus sib tham
5. Cov cim
6. Muab suab los sib txuas
7. Lus sib dhos



Thaum tub ntxhais nyeem ntawv, lawv siv ntau ntau lub tswv yim uas lawv twb paub los tau siv los ntawm lub sij hawm lawv tau xyaum kawm ib hom lus lawv paub lawm los pab lawv kawm ib hom lus tshiab. Yog li cov tub ntxhais yuav tsis kawm txhua txhua yam tshiab thaum lawv kawm lwj hom lus - lawv tsuas kawm hais tias los lus rau qhov no hais li cas xwb. Ib co lus kawm ces yuav nyob rau “sab saum” txoj kab-cov lus no yog cov lus rau hom lus ntawd. Ib co ces yuav nyob rau “sab hauv” yog cov lus siv tau rau ob hom lus tib yam nkaus.



Lub ntsiab #2

Kuv to taub txoj kev qhia ob hom lus nyob rau chav kawm ob hom lus.

17

Keej nyeem, keej sau thiab keej hais ob hom lus Txog ntawm Kev Kawm Lus Hmoob

- Tag nrho cov tub ntxhais kawm ob hom lus, yeej kawm tau yam lus tshiab ntawd (Hmoob)
- Cov tub ntxhais Hmoob kawm tau lus Hmoob zoo tshaj cov tub ntxhais uas tsis yog Hmoob, tiam sis qhov lawv keej ntawv poob rau ob qho:
 - a. Seb lawv puas siv lus Hmoob tom tsev
 - b. Seb lawv puas kawm thiab siv cov lus Hmoob tob thiab muaj ntaub ntawv nyuab nyob rau hauv chav kawm ob hom lus



18

(Lindholm-Leary & Genesee, 2014)

Keej nyeem, keej sau thiab keej hais ob hom lus Txog ntawm Kev Kawm Lus Hmoob

- Cov tub ntxhais (nyob rau chav kawm ob hom) uas hais lus Askiv tom vaj tom tsev, yeej tseem kawm tau ntawv thiab lus Hmoob zoo dua cov tub ntxhais uas kawm ntawv Hmoob li yav thaum ub (traditional way), tiam sis:
 - a. lawv hais lus Hmoob tsis tshua raug lawm
 - b. lawv tsis paub lus Hmoob txaus

19

(Center for Applied Second Language Studies, 2013 Lindholm-Leary & Genesee, 2014)

Keej nyeem, keej sau thiab keej hais ob hom lus Txog ntawm Kev Kawm Lus Hmoob



Txawm li cas los, cov tub ntxhais Hmoob uas xub paub hais lus Askiv yuav siv txhua txhua lub sij hawm tawm sab nrauv thiab mus kawm ntiv kom dhau qib 12. Uas tau siv thiab hais lus Hmoob ntau li ntau tau yog hais tias xav kom paub hais lus meej meej, zoo zoo thiab paub cov lus tob thiaj mus txog rau qhib siab kev paub lus (advance level) ntawm ACTFL.

20

(Genesee, 2007)

Tsis muaj puas tsawg lub tsev kawm ntawv qib siab qhia ntawv Hmoob, yog li mas haj yam muaj nqis heev tias kom cov tub ntxhais siv lawv hom lus tom vaj tom tsev thiab tom lub zej zog thaum tseem nyob qib loj thiab thaum kawm tiav.



Keej nyeem, keej sau thiab keej hais ob hom lus

Txog ntawm Kev Kawm Lus Askiv

- Tag nrho cov tub ntxhais kawm ob hom lus kawm tau sib npaug los sis zoo tshaj cov tub ntxhais zoo xws li lawv uas kawm lus Askiv xwb. Vim li cas ho yog li?
 - a. Vim chav kawm ob hom lus pab txhawb nws txoj kev kawm lus Askiv.
 - b. Vim dhau nws chav rau nraud lawm, yeej tseem hnov lus Askiv tas li, thiab tseem hnov tom tsev thiab.



21

(Lindholm-Leary & Genesee, 2014)

Keej nyeem, keej sau thiab keej hais ob hom lus

Txog ntawm Kev Kawm Lus Askiv

- **Cov tub ntxhais uas xub hais lus Hmoob** nyob ib puag ncig ntawm lawv yog lus Askis ntau-mas yog li yuav tau txhawb kom lawv yeej meem siv lawv cov lus tom vaj tom tsev los yog rau sab nraud. Tab sis lawv los yuav tau kawm ntau xyoo ntiv kom lawv paub zoo rau sab kev kawm Askis thiab.



(Genesee, 2007)

22

Feem ntau cov tub ntxhais kawm ob hom lus kawm tau Askis zoo thaum lawv kawm nce mus txog qib 5 los yog qib 6. Tab sis lawv yuav tsum tau txais kev txawb rau kev kawm Askiv-Peb mam tham ntiv txog qhov no lwm hmo.

Txoj kev mus kom Keej nyeem, sau, & hais ob hom lus



- Txoj kev yuav tsis tus tus. Nyeem seb tej kev nyuab siab koj yuav ntsib yog dab tsi?
- Pab tawm tswv yim seb thaum ntsib cov kev nyuab siab no, yuav ua dab tsi los pab?

23



Thaum koj tus me nyuam nyob qib 5, yam nws kawm los yog lub ntsiab kawm (content) yuav nyuaj thiab cov nyom heev. Tej zaum nws yuav tsis xav kawm li lawm, los yog nws yuav xav tias cas nws tsis kawm ntawv Askiv xwb. Koj ua niam ua txiv los yuav nyuaj siab thiab vim koj pab tsis tau nws txoj kev kawm lawm. Qhov nyuaj tshaj ntiv rau koj yog kawm hom lus koj tsis paub thiab.

24





Thaum koj tus me nyuam kawm tiav hauv qib me (elementary) es nws yuav mus kawm rau qib nrab (middle school). Nws tsis xav mus kawm chav ob hom lus ntxiv lawm. Nws yuav rov mus kawm ntawv Askiv lawm xwb. Koj tus kheej los kuj pom zoo ib yam nws thiab.

25

Slide 26: Caij so!



Ua ib leej niam thiab txiv haib haib rau kev kawm ob hom lus!

27

Tsis yog hais tias koj muab koj tus me nyuam mus kawm rau chav kawm ob hom lus xwb ces koj tus me nyuam yeej yuav cia li paub ob hom lus. Tus niam txiv no muaj ib txoj dej num tseem ceeb heev - nws yuav txawv me ntsis rau koj los ntawm hais tias tom vaj tom tsev seb koj tsev neeg hais lus Askiv los yog hais lus Hmoob.

Ua ib leej niam thiab txiv haib hais rau kev kawm ob hom lus #1

Txhawb yus lus nyob tom vaj tom tsev. Hais yus hom lus nrog cov me nyuam nyob tom yus vaj yus tsev yog qhov tseem ceeb tshaj plaws uas yus pab tau yus tus me nyuam.

Qhia yus tus npau suav thiab kev ntsaw rau yus tus me nyuam txoj nws kev kawm ob hom lus.

28

Ua ib leej niam thiab txiv haib hais rau kev kawm ob hom lus #2

Nyeem ntawv rau yus tus me nyuam siv hom lus yus paub tshaj plaws los pab txhawb yus tus me nyuam hom lus tom vaj tom tsev thiab qhia txog tus zoo qaus tias nyeem ntawv plig plig zoo li cas.

Mloog yus tus me nyuam nyeem ntawv, txawm hais tias yus tsis paub hais los sis nyeem tsis tau hom lus ntawd.

29



Ua Ib leej niam thiab txiv haib hais rau kev kawm ob hom lus #3

Nqa txoj kev kawm ob hom lus los rau hauv koj vaj koj tsev: mloog nkauj, saib this vis, saib DVDs, mus rau cov website qhia hom lus, mloog ntawv nyeem hom lus kawm, thiab ntau ntau lwm yam.

Nrhiav txhua txhua lus caij kom tau siv hom lus kawm: mus noj mov tom khw, mus ncig khw ua si, mus saib cov txheeb ze los sis cov phooj ywg paub hom lus kom tau siv cov lus

30

Ua Ib leej niam thiab txiv haib hais rau kev kawm ob hom lus #4

Nug txog tus me nyuam cov dej num nqa los ua tom tsev es kom tus me nyuam qhia rau koj siv thawj hom lus paub los kawm.

Nrhiav it tug “ phooj ywg ua dej num tom tsev”. Yog hais tias koj tus me nyuam tsis tau taub cov dej num, nws hu mus nug thiab pab nws.

31



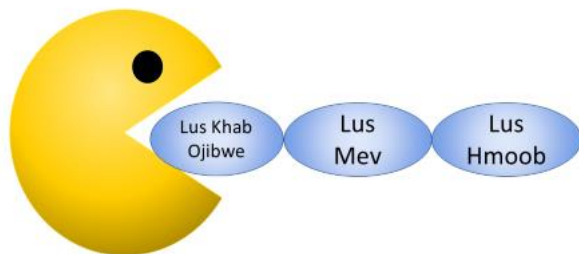
Thawj txoj hauv kev kawm lus pib thaum tus me nyuam tseem yau. Kev paub ib hom lus twg yog txoj kev tus me nyuam niaj hnuv hnov thiab tau siv hom lus txhua lub sij hawm nyob hauv nws lub neej.

32



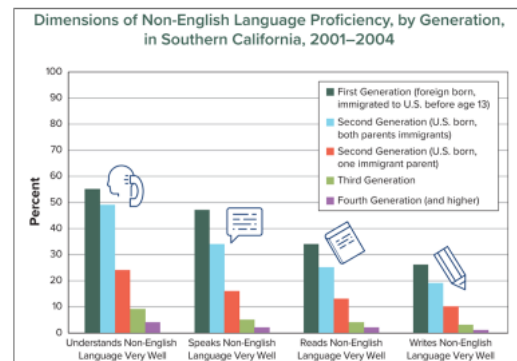
33





Vim hais tias lus Askiv yog zoo li tus Pac-mam noj tag sawv daws cov lus lawm. Nyob rau lub teb chaws no, peb muaj phav phav tus me nyuam tuaj kawm ntawv paub hais lawv hom lus tiam sis thaum lawv kawm tiav ces lawv tsuas paub hais lus Askiv lawm xwb. Qhov no txhais tau tias lawv ploj/xiam lawv tsis paub lawv yog leej twg thiab lawv poob lawv tej kev cai tib si lawm thiab.

Kev Poob Lus Rau Cov Tsis Paub Lus Askiv Ib Tiam rau Ib Tiam




(American Academy of Arts and Sciences 2016)

Cov tsev neeg uas tsiv tuaj nyob teb chaws no, kom lawv tau taub tias, kev hais lus, nyeem, thiab sau yus hom lus ploj zuj zus mus sai heev. Ib qho kev tshawb fawb nyob hauv lub xeev California nram qab teb pom tau tias tsuas tshuav 45% uas thawj tiam cov neeg laus tuaj nyob teb chaws no ua ntej thaum lawv muaj 13 xyoos tseem hais tau lawv hom lus. Tshuav 35% uas yog tiam ob tsiv tuaj nyob teb chaws no uas tseem paub hais lawv hom lus. Thaum kawg, tshuav 5% uas yog tiam thib peb tseem thiaj hais tau lawv hom lus lawm xwb. Yog tias peb tsis xyuas zoo, cov tsev neeg cov lus yuav ploj mus lawm nyob rau tiam 3 thiab 4, qhia tau tias lus Askiv muaj zog npaum li cas.



Tej Feem Qhia Txog Hom Lus Hais Tom Tsev thiab Kev Paub Lus Askiv Xaiv
Los Ntawv Haiv Neeg thiab Lub Xyoo



36

Daim ntawv teeb qhia neeg coob npaum li cas no thauv tawm qhia tias cov paub paub lus Hmoob uas yog neeg Hmoob ces tsawg zuj zus lawm. Thaum cov Hmoob paub lus Askiv zoo coob zuj zus tuaj lawm, yuav nyuaj zuj zus khaws thiab tuav lus Hmoob rau hauv lub vaj hauv tsev lawm.

Qhov kev saib (Video) no ua txog hauv tsev kawm ntawv Saint Paul Public School kev cog lus los tsim kho ceev Hmoob tej lus thiab kab lis kev cai tseg.



37



38

Yog tias koj yog ib tug niam txiv hais lus Askiv hauv koj lub tsev, koj muaj lwm yam kev cov nyom. Koj tus me nyuam lub sij hawm kawm lwm hom lus tsawg tsawg xwb, mas yog li koj yuav tau nrhiav txoj hau kev los pab txhawb nws txoj kev kawm. Txawm hais tias kev kawm ob hom lus ua tau zoo los lawm deb heev li 45 xyoo no los kev kawm ob hom lus tseem niaj hnub raug thuam. Feem ntau cov neeg Ameliska, tej zaum tseem yog koj tsev neeg thiab, cov phooj ywg, los sis cov txheeb ze, lawv tsis tau taub thiab lawv tsis ntseeg kev kawm Ob Hom Lus ces lawv yuav thuam koj tsis zoo vim koj cia koj tus me nyuam mus kawm Chav Kawm Ob Hom. Koj tus me nyuam yuav laj kawm kom mus txog rau ntu uas nws paub zoo zoo heev yog hais tias nws tsis muaj kev pab txhawb qhov twg los ntiv rau nws txoj kev kawm lwm hom lus.





“Paub ib hom lus qhib lub qhov rooj.
Paub ob hom lus qhib ntau txoj kev thoob ntuj.”

– Frank Smith

39

Peb ua nej tsaug nej tuaj koom hmo no!
Ua tsaug!

Thov pab sau kev ntsuam
xyuas ntsig txog lub rooj
hmo no. Nej cov lus qhia
kho muaj nuj nqis heev
rau peb!



40

 USDE Grant: Dual Language and Immersion Pathways to English Learner Success

References

- American Academy of Arts and Sciences. (2016). *The state of languages in the U.S.: A statistical portrait*. Cambridge, MA: Author. Retrieved from <https://www.amacad.org/content/publications/publication.aspx?id=22429>.
- Center for Applied Second Language Studies. (2013). *What levels of proficiency do immersion students achieve?* Retrieved from <https://casls.uoregon.edu/wp-content/uploads/pdfs/tenquestions/TBQImmersionStudentProficiencyRevised.pdf>.
- Cummins, I. (1980). The entry and exit fallacy in bilingual education. *NABE Journal*, 4, 1–7.
- Fortune, T. W. (July, 2018). *Dual language and immersion education: An introduction*. Presentation given during the 2018 Center for Advanced Research on Language Acquisition (CARLA) Summer Institute: Immersion 101: An Introduction to Immersion Education, University of Minnesota, Minneapolis, MN.
- Genesee, F. (2007). Top ten most consistent findings from research on foreign language immersion. *The ACE Newsletter*, 10(3), 7 & 10.
- Gibbons, P. (2015). *Scaffolding language scaffolding learning: Teaching English language learners in the mainstream classroom* (2nd ed.). Portsmouth, NH: Heinemann.
- Krashen, S.D., & Terrell, T.D. (1983). *The natural approach: Language acquisition in the classroom*. NY: Prentice Hall Macmillan.
- Lindholm-Leary, K.J., & Genesee, F. (2014). Student outcomes in one-way, two-way, and indigenous language immersion education. *Journal of Immersion and Content-Based Language Education*, 2(2), 165–180.
- Mi Chu Chu Tren. (n.d.). *Stages of second language acquisition*. Retrieved from <http://michuchutren.com/stages-second-language-acquisition/>.

41

Acknowledgements and Permissions

- Clipart taken from Classroom Clipart, Creative Commons, Flickr (CC), Freepnglogos, Pickit, Pixabay, Pixshark and Publicdomain are copyright-free and do not require permission or attributions.

The following images are reproduced with permission from their respective sources:

- Slide 8: Mi Chu Chu Tren (<https://michuchutren.com>)
- Slide 27: Be a Learning Hero (<https://bealearninghero.org>)
- Slide 32: Infancia y educación (<http://www.infanciayeducacion.com>)
- Slide 35: American Academy of Arts and Sciences (<https://www.amacad.org/publication/state-languages-us-statistical-portrait/section/4>)
- Slides 18 & 19: R.J. Lozada (<https://vimeo.com/55717676>)

42



USDE Grant: Dual Language and Immersion Pathways to English Learner Success

©2020 University of Minnesota. Program development supported by United States Department of Education grant from the Office of English Language Acquisition.

LUS TEB

Lus Tham Pem	Lus Siv Nyob Ntaub Ntawv
1. Tsis muaj nag es tej qoob loo tuag tag lawm.	Lub ntuj qhua qhua ua rau tej qoob loo hlob tsis taus.
2. Cov neeg tsis muaj dab tsi noj es lawv thiaj tuag coob coob.	Lub ntuj ntsuag thiab qhua tag es neeg thiaj tuag tshaib tag lawm.
3. Cov tub rog tau txais lub kib vim tias lawv muaj peev xwm heev.	Cov tub rog uas muaj peev xwm tau txais ib daim paj tshab.
4. Tus kab hloov mus ua tus npauj npaim tshiab.	Ib nyuag ncuat tom qab, tus me kab npauj plhis plho mus ua ib tug me npauj npaim.

Kawm Nyeem Thiab Sau Ob Hom Lus

- Siv dua los pab.
- Cov cais hom
- Nyeem sab twg rau sab twg
- Nyeem kom zoo li lus sib tham
- Cov cim
- Muab suab los sib txuas
- Lus sib dhos

- Koj tus me nyuam yuav npau taws thiab chim heev vim nws sib zog tshaj rau qhov nws kawm ob hom lus.
- Ntawm niam thiab txiv los kuj npau taws ib yam thiab vim yus pab tsis tau nws.
- Qhov tseem ceeb ces kom to taub tias yeej yog ib lus caij nyoog zoo li no. Txhob cia qhov nov los ua teeb meem loj rau koj thiab koj tus me nyuam. Qhov nyuag no, yeej txawj dhau mus thiab muaj nuj nqis heev rau yav pem suab.

- Ib tug neeg keej thiab paub ob hom lus tsis yoom yim. Ua ntej nws paub hais ,nyeem, thiab sau yeej siv sij hawm ntev heev los kawm.
- Kev kawm ob hom lus yuav tau kawm thau mus ntxiv rau qib loj (high school) los yog ntxiv mus thiab.
- Kev tshawb fawb qhia tias cov me nyuam kawm chav ob hom lus yog txoj kev los txhawb thiab pab lawv kawm tau lus Askiv zoo tshaj thiab tseem paub lwm hom lus zoo thiab.

